

KENWOOD

Listen to the Future



TK-2360/3360

Compact VHF/UHF FM Portable Radios

FleetSync[®]
by KENWOOD

GENERAL FEATURES

- 5W (136-174 MHz)
- 5W (450-520, 400-470 MHz)
- 16 Conventional Channels
- Single Priority / Normal Scan
- Transmit / Busy / Call Alert / Scan / Warn LED
- 4-Color LED (Blue/Red/Green/Orange)
- 3 PF Keys (w/Hold Function)
- Orange Emergency / AUX Key
- 500 mW Audio Power
- Enhanced Kenwood Audio
- Companded Audio (per CH)
- Voice CH# Announcement
- VOX ready
- Voice Inversion Scrambler Built-in
- 16 Scrambler Codes (per CH)
- Emergency Call Features
- Emergency Man-Down Option
- Lone Worker Alert
- QT / DQT
- Two-Tone Decode¹
- Single / Two-Tone Encode¹
- DTMF Encode / Decode²
- Special Alert Tone Pattern³
- Time Out Timer
- Busy Channel Lockout
- Low Battery Warning
- Battery Saver
- Windows Programming & Tuning⁴
- Password Protection
- MIL-STD-810 C/D/E/F
- IP-54/55 Water & Dust Intrusion

FleetSync[®]











- PTT ID Digital ANI
- Selective Call & Group Call⁵
- Paging Call
- Status Messaging⁵
- Emergency Status

MDC-1200

- PTT ID Digital ANI
- Emergency Status
- Radio Check
- Radio Inhibit



Options

<ul style="list-style-type: none"> ■ KNB-55L Li-ion Battery Pack (1,480mAh) ■ KNB-56N Ni-MH Battery Pack (1,400mAh) ■ KNB-57L Li-ion Battery Pack (2,000mAh) ■ KBP-5 Battery Case ■ KSC-25 Rapid Charger ■ KSC-30 Regular Charger for KNB-56N ■ KSC-256K Six Unit Gang Charger 	    	<ul style="list-style-type: none"> ■ KRA-22 VHF Low Profile Helical Antenna ■ KRA-23 UHF Low Profile Helical Antenna ■ KRA-26 VHF Helical Antenna ■ KRA-27 UHF Whip Antenna ■ KMC-45 Speaker Microphone 	    	<ul style="list-style-type: none"> ■ KMC-21 Speaker Microphone ■ KEP-2 Earphone Kit for KMC-45 (2.5mm plug) ■ KHS-22 Head Set ■ KVC-3 Regular Rate Vehicular Charger Adapter (for KSC-30) ■ KVC-4 Rapid Rate Vehicular Charger Adapter (for KSC-25) 	    	<ul style="list-style-type: none"> ■ KHS-7A Lightweight Single Muff Headset ■ KHS-8BL 2-wire Palm Mic with Earphone (Black) ■ KHS-9BL 3-wire Lapel Mic with Earphone (Black) ■ KLH-138 Leather Case ■ KBH-12 Belt Clip 	    
--	---	---	--	---	--	--	---

All accessories and options may not be available in all markets. Contact an authorized Kenwood dealer for details and complete list of all accessories and options.

Specifications

Model	TK-2360	TK-3360
GENERAL		
Frequency Range		
Type 1	136-174 MHz	450-520 MHz
Type 2	-	400-470 MHz
Number of Channels	Max. 16	
Channel Spacing		
Wide/Narrow	25, 30kHz/12.5, 15kHz	25kHz/12.5kHz
Operating Voltage	7.5V DC±20%	
Battery Life (5-5-90 duty cycle, save off)		
with KNB-55L (1480 mAh)	Approx. 9 hours	
with KNB-56N (1400 mAh)	Approx. 9 hours	
with KNB-57L (2000 mAh)	Approx. 13 hours	
Operating Temperature Range	-22°F ~ +140°F (-30°C ~ +60°C) [-14°F ~ +140°F (-10°C ~ +60°C) when KNB-55L/57L in use]	
Frequency Stability	±2.5ppm (-22°F ~ +140°F)	
Antenna Impedance	50 Ω	
Channel Frequency Spread		
	38MHz	70MHz
Dimensions (W x H x D), Projections not included		
Radio Only	2.2" x 4.1" x 0.55" (56 x 103.7 x 14.0mm)	
with KNB-55L	2.2" x 4.1" x 1.14" (56 x 103.7 x 29.1mm)	
with KNB-56N	2.2" x 4.1" x 1.33" (56 x 103.7 x 33.8mm)	
with KNB-57L	2.2" x 4.1" x 1.18" (56 x 103.7 x 30.1mm)	
Weight		
Radio Only	5.75oz (163g)	
with KNB-55L	9.17oz (260g) without antenna	
with KNB-56N	12.70oz (360g) without antenna	
with KNB-57L	10.05oz (285g) without antenna	
FCC ID		
Type 1	ALH415000	ALH415100
Type 2	-	ALH415101

Model	TK-2360	TK-3360
RECEIVER (Measurements made per TIA/EIA-603)		
Sensitivity (12dB SINAD)		
Wide/Narrow	0.25µV/0.28µV	
Selectivity		
Wide/Narrow	70dB/63dB	
Intermodulation Distortion		
Wide/Narrow	68dB	
Spurious Response	70dB	
Audio Distortion	Less than 5%	
Audio Output	500 mW / 8 Ω	
TRANSMITTER (Measurements made per TIA/EIA-603)		
RF Power Output		
High/Low	5W / 1W	
Spurious Response	70dB	
Modulation		
Wide/Narrow	16K0F3E/11K0F3E	
FM Noise		
Wide/Narrow	45/43dB	
Audio Distortion	Less than 5%	

Windows® is a registered trademark of Microsoft Corporation in the United States and other countries. FleetSync® is a registered trademark of KENWOOD Corporation in the United States and/or other countries.

Kenwood follows a policy of continuous advancement in development. For this reason specifications may be changed without notice.

Applicable MIL-STD & IP

Standards	Methods/Procedures MIL-STD 810C	Methods/Procedures MIL-STD 810D	Methods/Procedures MIL-STD 810E	Methods/Procedures MIL-STD 810F
Low Pressure	500.1/Procedure I	500.2/Procedure I, II	500.3/Procedure I, II	500.4/Procedure I, II
High Temperature	501.1/Procedure I, II	501.2/Procedure I, II	501.3/Procedure I, II	501.4/Procedure I, II
Low Temperature	502.1/Procedure I	502.2/Procedure I, II	502.3/Procedure I, II	502.4/Procedure I, II
Temperature Shock	503.1/Procedure I	503.2/Procedure I	503.3/Procedure I	503.4/Procedure I, II
Solar Radiation	505.1/Procedure I	505.2/Procedure I	505.3/Procedure I	505.4/Procedure I
Rain	506.1/Procedure I, II	506.2/Procedure I, II	506.3/Procedure I, II	506.4/Procedure I, III
Humidity	507.1/Procedure I, II	507.2/Procedure II, III	507.3/Procedure II, III	507.4
Salt Fog	509.1/Procedure I	509.2/Procedure I	509.3/Procedure I	509.4
Dust	510.1/Procedure I	510.2/Procedure I	510.3/Procedure I	510.4/Procedure I, III
Vibration	514.2/Procedure VIII, X	514.3/Procedure I	514.4/Procedure I	514.5/Procedure I
Shock	516.2/Procedure I, II, V	516.3/Procedure I, IV	516.4/Procedure I, IV	516.5/Procedure I, IV
International Protection Standard				
Dust & Water Protection	IP54/55			

footnotes from Front:

- ¹ Two-Tone Decode (3 sets x 2 pairs each); Single / Two-Tone Encode (1 tone).
- ² DTMF Encode: PTT ID, Emergency ANI, Auto-Dial (8 numbers), DTMF Decode: Selective Call (10-digit ID Code, Group Codes; A, B, C, D & Wild Card characters), and Radio Stun.
- ³ Special Alert Tone Pattern operates for 2-Tone, DTMF, FleetSync® selective call decode.
- ⁴ KPG-128D required: Windows® 2000/XP/Vista compatible.
- ⁵ ID List capacity is 8 ID's; 10 Group ID's; Status 1 & 2 (10-99).

*To meet IP54/55, the 2-pin connector cover has to be connected on the radio or the locking bracket has to be attached to the KMC-45 external speaker microphone.



Kenwood U.S.A. Corporation
Communications Sector Headquarters
3970 Johns Creek Court, Suite 100, Suwanee, GA 30024-1265

Order Administration/Distribution
P.O. BOX 22745, 2201 East Dominguez St., Long Beach, CA 90801-5745


www.kenwood.com



A5S#11510 Printed in USA